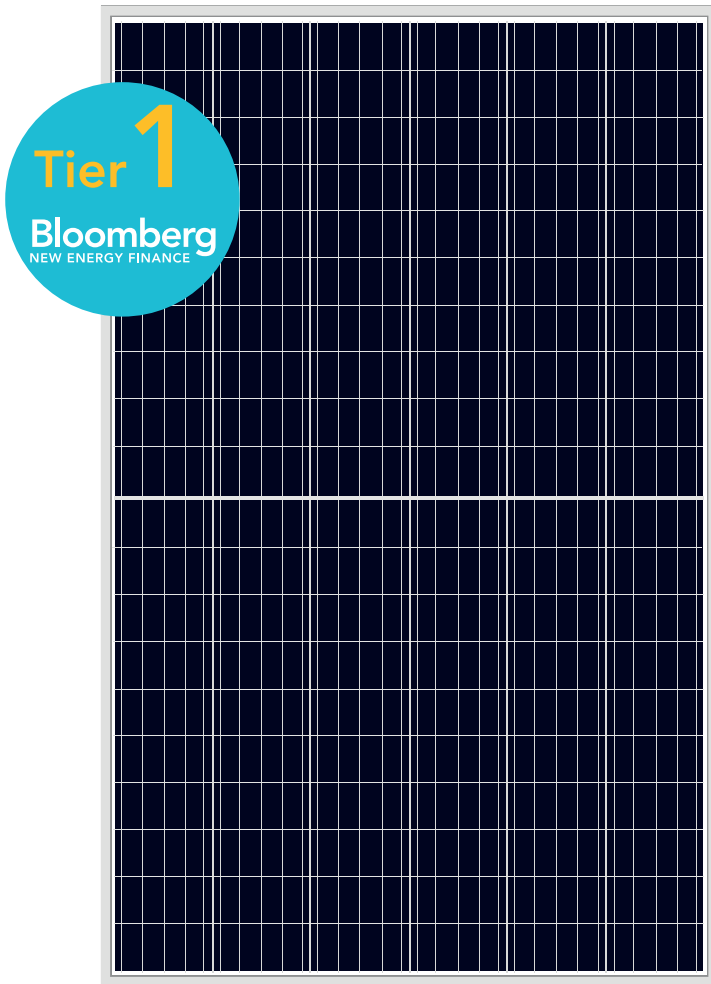


AB-60MHC

325 W
330 W
335 W
340 W

120 (6×20) 158.75×79.38mm 5BB



Higher output, efficiency & ROI due to reduced "Cell To Module" loss.



6% Less Internal Power Loss due to shorter ribbon length.



50% Higher Yield due to better shading response



Twice Less Mismatch Loss due to double internal strings of cells.

WHY ABI-SOLAR?

- Manufacturing and assembly of PV modules are performed only on East Asian enterprises from **Bloomberg Tier 1** list.
- PV modules are tested and demonstrate high reliability in various climatic conditions and in a wide range of insolation.
- High efficiency and return on investment guaranteed around the world.
- Modules certified by global testing facilities: IEC61215, IEC61730, CE, ROHS, TÜV.
- Manufacturing with international quality standards and environment management system: ISO9001 and ISO14001.
- Maximum power and performance at minimal price ensure fast return of investments.
- Compatibility with both on-grid and off-grid PV systems guaranteed.

INDUSTRY-LEADING WARRANTY BASED ON NOMINAL POWER

12

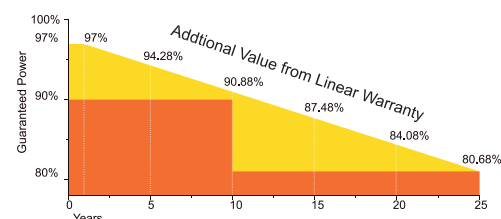
YEAR

Manufacturing Warranty

25

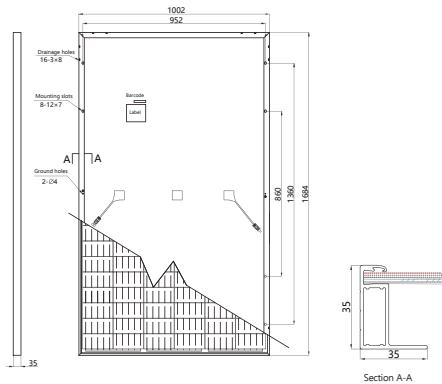
YEAR WARRANTY

80% Power Output



AB-60MHC

MECHANICAL DRAWINGS



MECHANICAL SPECIFICATIONS

Cell type	Mono crystalline
Dimensions (AxBxC)	1684x1002x35 mm
Weight	19.0 kg
Frame	Anodized aluminium alloy
Junction	IP67
Connector	MC4 Compatible
Output cables	4.0 mm ² , Length: 1000 mm
Maximum snow load (IEC 61215)	5400Pa

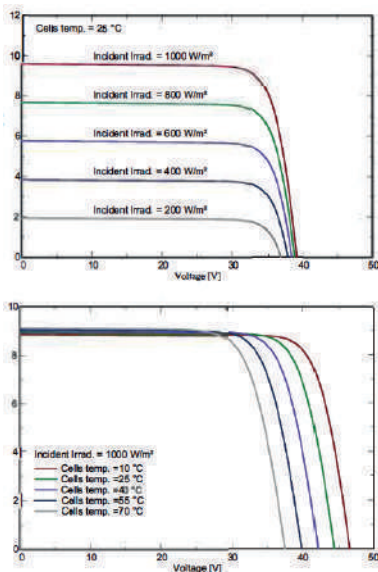
ELECTRICAL CHARACTERISTICS (STC)

	AB325-60MHC	AB330-60MHC	AB335-60MHC	AB340-60MHC
Maximum Power (Pmax)	325W	330W	335W	340W
Shot Circuit Current (Isc)	10,20A	10,31A	10,36A	10,55A
Open Circuit Voltage (Voc)	41,1V	41,3V	41,5V	41,7V
Maximum Power Current (Impp)	9,68A	9,77A	9,87A	9,96A
Maximum Power Voltage (Vmpp)	33,6V	33,8V	34,0V	34,2V
Module Efficiency	19,26%	19,56%	19,85%	20,15%
Power Tolerance	0~+5W			
Maximum System Voltage	1000V DC(IEC)			
Maximum Series Fuse	20A			

NOCT

	AB325-60MHC	AB330-60MHC	AB335-60MHC	AB340-60MHC
Maximum Power (Pmax)	242W	246W	250W	253W
Shot Circuit Current (Isc)	8,54A	8,65A	8,74A	8,86A
Open Circuit Voltage (Voc)	38,0V	38,2V	38,4V	38,6V
Maximum Power Current (Impp)	7,66A	7,74A	7,82A	7,86A
Maximum Power Voltage (Vmpp)	31,6V	31,8V	32,0V	32,2V

STC irradiance: 1000 W/m² module temperature: +25 °C AM=1.5 NOCT irradiance: 800 W/m² module temperature: +20 °C AM=1.5



TEMPERATURE CHARACTERISTICS

Nominal Operating Cell Temperature (NOCT)	45±2 °C
Temperature Coefficient of Pmax	-0,360 %/°C
Temperature Coefficient of Voc	-0,280 %/°C
Temperature Coefficient of Isc	0.048% /°C
Operating Temperature	-40~+85 °C

PACKING CONFIGURATION

	1684x1002x35 mm	
Container	20'GP	40'HQ
Pieces per Pallet	30	31
Pallets per Container	12	26
Pieces per Container	360	884

QUALIFICATIONS AND CERTIFICATES



Specifications are subject to change without prior notification

PL06

www.abi-solar.com